



Nuneaton & Bedworth

The ideal business location

Invest in... Quality

Nuneaton & Bedworth offers investors the combination of cost-effective business units coupled with excellent transport links making it an attractive location to do business. Successful companies who already call the Borough home include Holland & Barratt, Dairy Crest, Triton Showers, Domestic & General, MIRA and Gibbs Aquada.

Retail

The towns of Nuneaton & Bedworth both offer a fantastic retail experience for all the family with their bustling high-streets. Nuneaton is home to many well-known names housed in its Ropewalk and Abbeygate Shopping Centres. Additionally, the town's award-winning street-market is a popular attraction pulling in thousands of visitors to the town each week. There are exciting developments planned for Nuneaton Town Centre including a mixed use development for Vicarage Street and a new retail development for Abbey Street. Nuneaton & Bedworth Borough Council is also offering a discounted business rates scheme for new and existing investors.

Education & Skills

The award winning North Warwickshire & Hinckley College has a campus in the centre of Nuneaton. The universities of Warwick, Coventry and Birmingham are nearby, with many local companies tapping into their world-leading research & development and the impressive graduate pool.

Culture & Leisure

The Borough offers a variety of cultural and leisure opportunities: Arbury Hall & Estate (birthplace of the author George Eliot); Nuneaton Museum & Art Gallery along with a collection of nature reserves and canal networks.

International Facilities


The Borough is ideally located close to fantastic international facilities with the National Exhibition Centre on the doorstep. The Ricoh Arena is minutes away and MIRA the world-renowned automotive testing facility is located adjacent to the A5.

Transport Links

The Borough is well served by central connections:

- Excellent road links with good access to the A5, M6, M42 and M69 motorways.
- Approximate 25 minute drive time to Birmingham International Airport.
- Approximate 1 hour drive time to East Midlands Airport.
- London within an approximate 2 hour drive-time.
- Regular rail services to key destinations including London (1 hour 10 minutes), Birmingham (30 minutes), Coventry (15 minutes) & Leicester (30 minutes).


Connectivity to the Borough will also be enhanced with the introduction of the North-South rail link connecting Nuneaton to Royal Leamington Spa which will include a new station adjacent to Bermuda Park Industrial Estate.



Ropewalk Shopping Centre




Bedworth Civic Hall



Arbury Hall



George Eliot



Bedworth Almshouses



Bedworth Retail

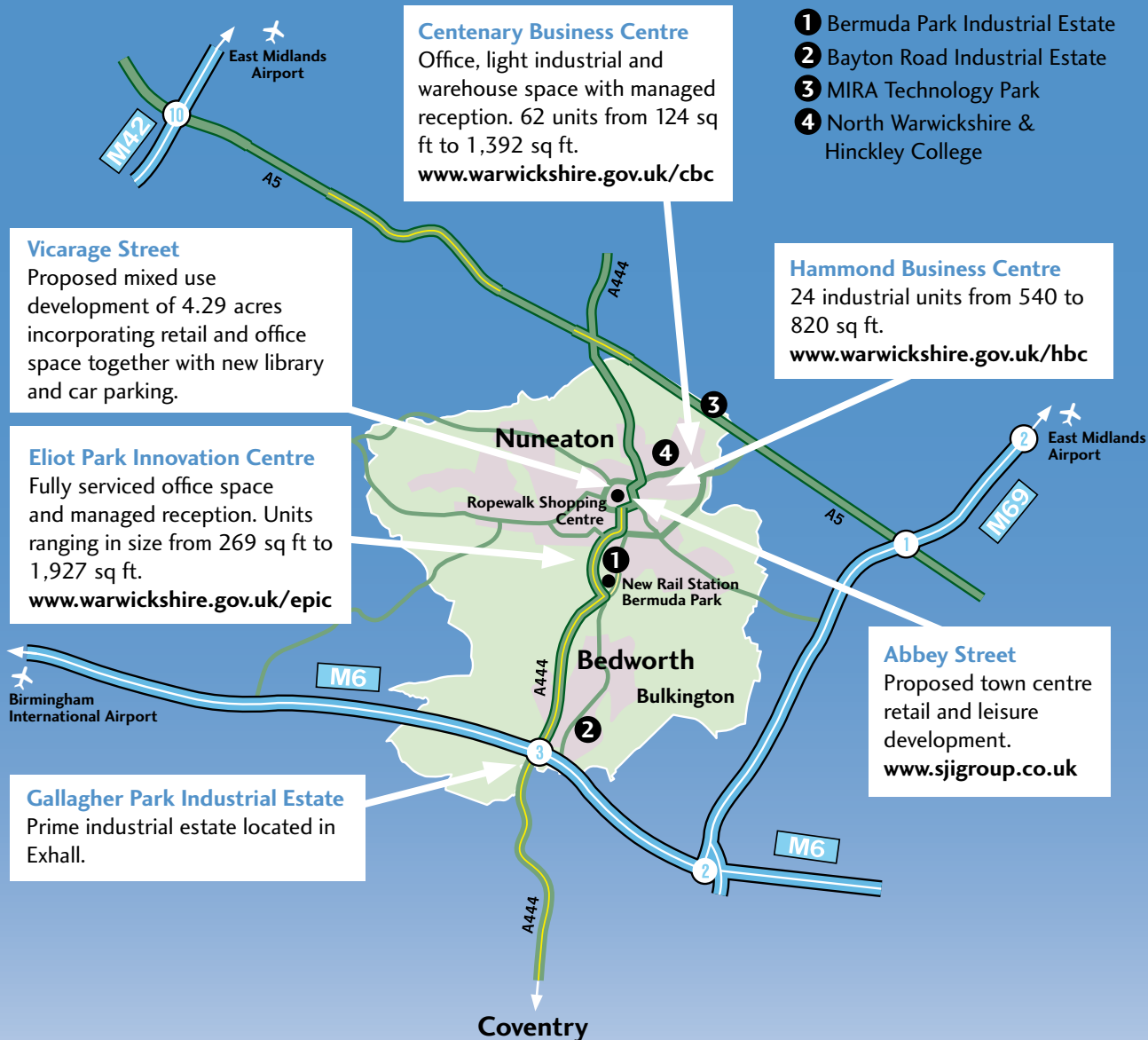
“This is a vital move for us as it will give us significantly more room for our warehousing and stock operations as well as our office accommodation.”

Chris Li, Founder & CEO,
Luxury for Less
www.bathempire.com



Invest in... Sites & Premises

A wide range of sites, premises and business parks are available across the Borough catering for various business needs, including:



Invest in... Nuneaton & Bedworth

If you are a company looking to relocate to the Nuneaton & Bedworth area, or have expansion plans within the Borough, you can benefit from our free and confidential services, including:

- Assisting you to find the best property solution.
- Expert local intelligence.
- Introductions to local networks and organisations including the Federation of Small Business and Coventry & Warwickshire Chamber of Commerce.



Oak Court, Prologis Park



MIRA Technology Park



Ashbrook Court



Centenary Business Centre



Eliot Park Innovation Centre



Contact Us:

w: www.warwickshire.gov.uk/invest

t: 01926 412140

e: invest@warwickshire.gov.uk

@InvestWarks