

Headlines

Uptake rates have generally increased amongst healthcare workers but fallen for GP registered patients particularly amongst those aged 65+ compared to Sep-Oct 2017/18. This is likely due to delays with deliveries of vaccinations for this age group. In Coventry and Warwickshire rates remain above the West Midlands averages for primary schools and other risk groups including those aged 65+. However, Coventry is lower than the West Midlands at age 4-5 and Warwickshire is lower than the West Midlands at age 9-10.

Healthcare Workers (Trust) %	2017/18 (Sep-Oct)	2018/19 (Sep-Oct)	Increase / Decrease (%)
England	46.0%	46.3%	▲ + 0.3%
West Midlands	45.6%	49.6%	▲ + 4.0%
Coventry & Warwickshire Partnership Trust	39.7%	37.3%	▼ - 2.4%
George Eliot Hospital NHS Trust	55.9%	62.8%	▲ + 6.9%
South Warwickshire NHS Foundation Trust	41.0%	51.4%	▲ + 10.4%
University Hospital Coventry & Warwickshire NHS Trust	n/a	55.1%	n/a

Target
75%

Data for Sep-Oct 2018/19 shows uptake rates nationally (46.3%) are very similar to the same period in 2017/18 (46.0%). At Trust level uptakes have increased at George Eliot (6.9%) and South Warwickshire FT (+10.4%) but fallen at CWPT (-2.4%). No uptake data was reported for UHCW in Sep-Oct 2017/18.

Don't hesitate, let's vaccinate

Don't wait, vaccinate

Primary Schools (Local Authority) %	2018/19 (Sep-Oct)					
	Age 4 - 5	Age 5 - 6	Age 6 - 7	Age 7 - 8	Age 8 - 9	Age 9 - 10
England	20.5%	20.7%	19.9%	19.7%	18.9%	18.9%
West Midlands	20.1%	20.7%	19.7%	19.8%	19.7%	17.7%
Coventry	18.6%	22.9%	20.5%	20.3%	19.8%	17.9%
Warwickshire	22.8%	23.6%	21.0%	22.1%	25.5%	11.9%

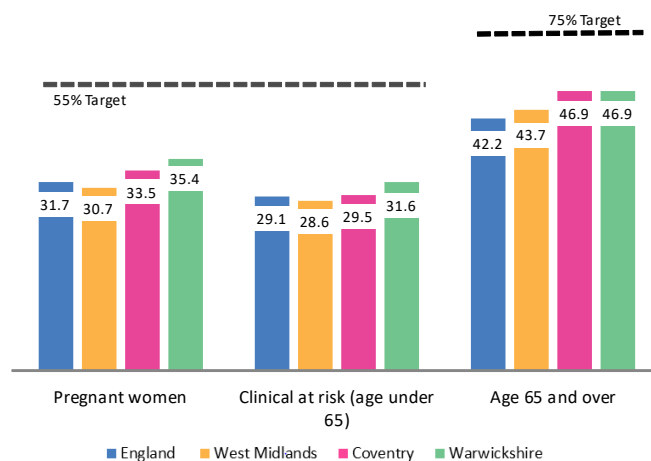
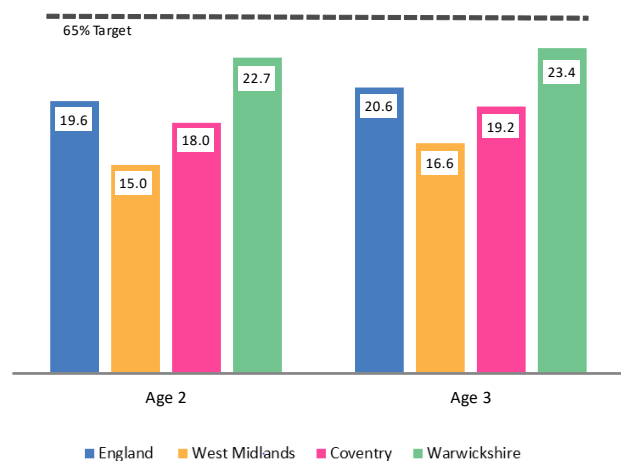
Lower Target
40%

Primary school uptake rates in Warwickshire are above the national and West Midlands rates except for age 9-10.

Upper Target
65%

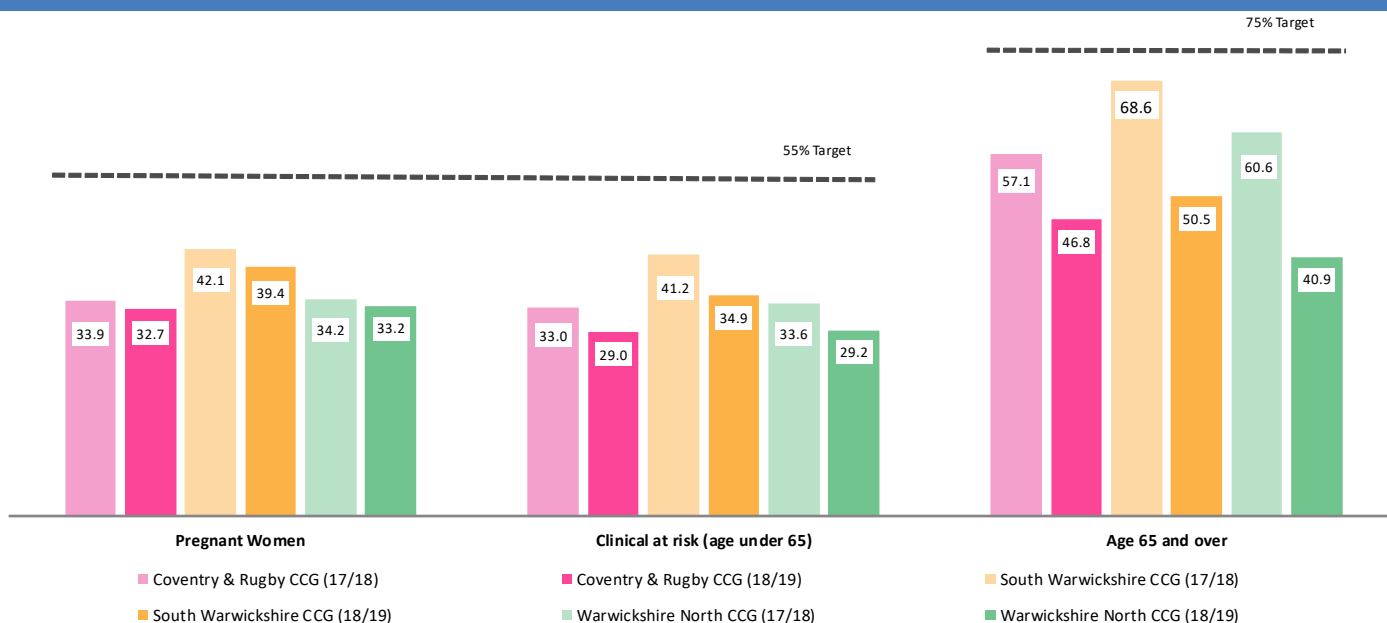
GP Registered Patients (Local Authority) %

2018/19 (Sep-Oct)



GP Registered Patients (CCGs) %

2017/18 to 2018/19 (Sep-Oct) comparisons



Pregnant women

Uptake rates in 2018/19 are down at each CCG compared to 2017/18

Clinical at risk

Uptake rates in 2018/19 are down at each CCG compared to 2017/18

Age 65 and over

Uptake rates in 2018/19 are down at each CCG compared to 2017/18

GP Registered Patients (CCGs) %	Target 65%	Coventry & Rugby CCG	South Warwickshire CCG	Warwickshire North CCG
	Age 2 (2017/18 Sep-Oct)	22.7%	38.2%	19.9%
	Age 2 (2018/19 Sep-Oct)	17.5%	28.3%	19.7%
	Increase / Decrease (%)	- 5.2%	- 9.9%	- 0.2%
	Age 3 (2017/18 Sep-Oct)	23.6%	36.2%	18.3%
	Age 3 (2018/19 Sep-Oct)	19.0%	27.9%	20.2%
	Increase / Decrease (%)	- 4.6%	- 8.3%	+ 1.9%