

Priority Families Dashboard

Phase 2 Year 4 up to 31 March 2019

Year 4 Headlines

4,041 Families currently attached
1,752 Families claimed to date

Conversion rate
 (of claims to target)

62.8%

West Midlands - 35%
 Nationally - 39%

Performing at



Out of 127 LAs
 (as of Quarter 3)

£529,800 claimed to support families during this financial year (2018-2019)



Priority Families have earned £4.9m in Phase 2

Attachment Fees	£2.65m
Claimed Fees	£1.4m
Service Transformation Grant	£850k



Payment by Results as of 31st March 2019

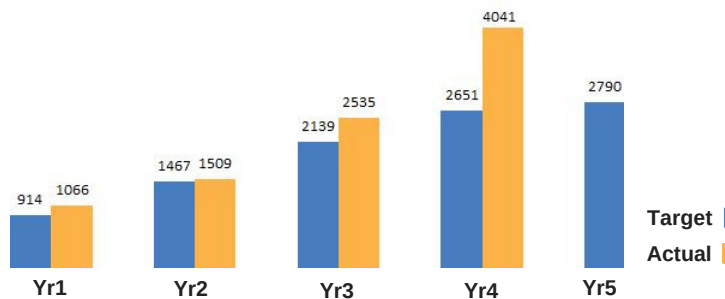
1693 families claimed for making sustained and significant progress



59 claims were for families who have secured continuous employment



Attachment target vs achieved



Claimed target vs achieved

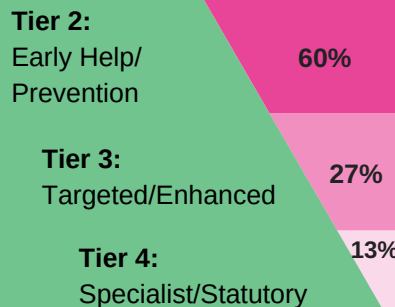


No. of Criteria Claimed Families Met

- 2 Criteria - 27%
- 3 Criteria - 35%
- 4 Criteria - 23%
- 5 Criteria - 11%
- 6 Criteria - 3%

All families must meet at least 2 criteria

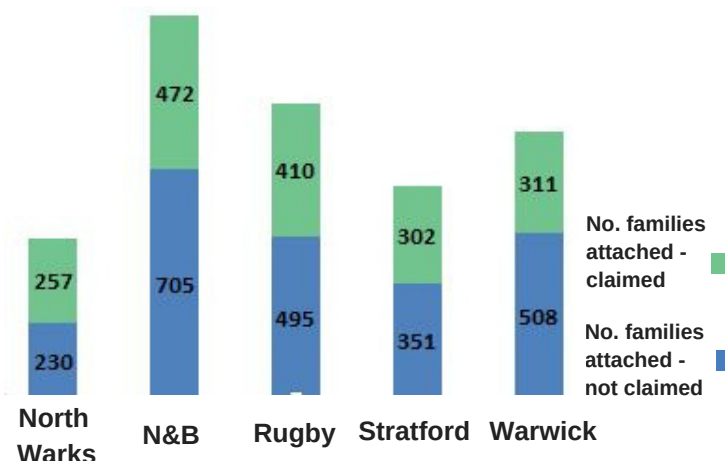
Support Tiers of Claimed Families



Claimed Families Eligibility Criteria

Children Needing Help	Financial Exclusion/NEET	Domestic Violence/Abuse
100%	38%	34%
Crime/ASB	Education	Health
28%	39%	89%

Attached Families by District/Borough



Ward Headlines

Most attached families (inc. claimed)	
Camp Hill	177
Newbold and Brownsover	134
Admirals and Cawston	110
Kingswood	106
Bede	101
Most claimed families	
Camp Hill	79
Newbold and Brownsover	69
Admirals and Cawston	48
Kingswood	48
Arley and Whitacre	45