

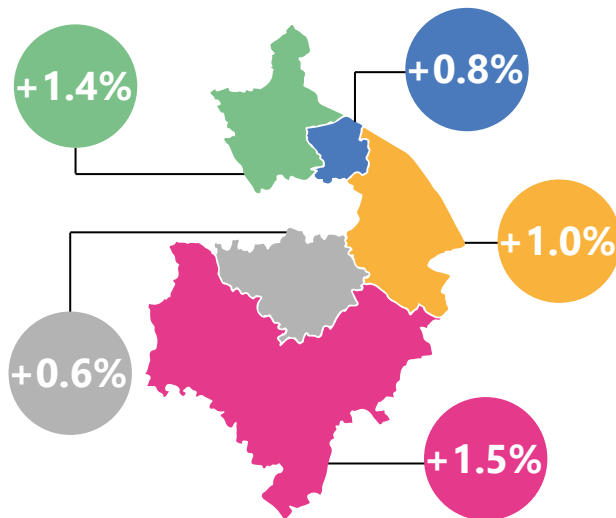
Briefing Note - Warwickshire's population

The 2017 mid-year estimates suggest Warwickshire is now home to **564,562** people...

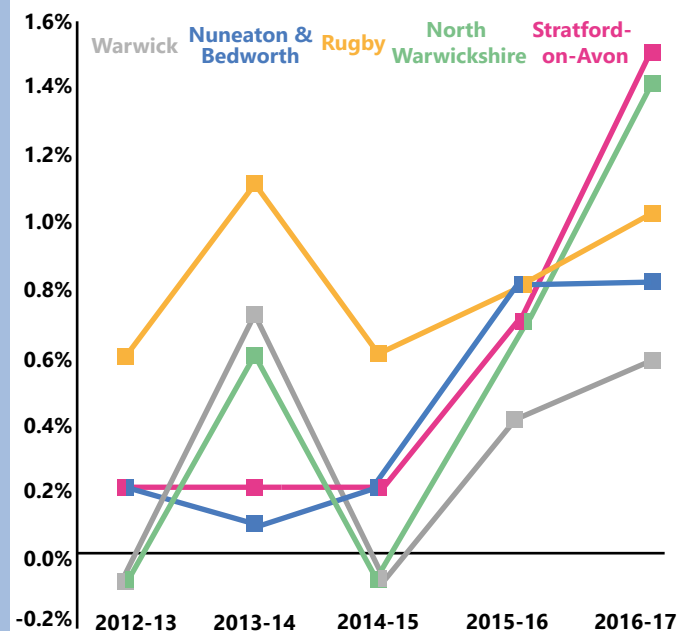


increasing by **5,571** people or **1.0%** from the previous year. One **quarter** of residents live in **Warwick District**

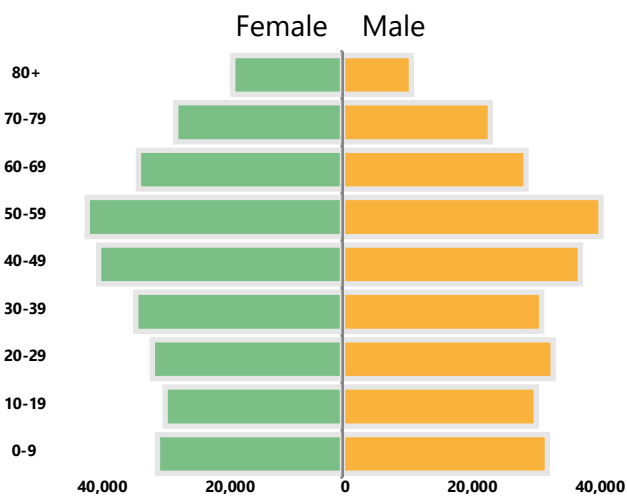
Stratford-on-Avon District experienced the **highest rate of population growth** in the county...



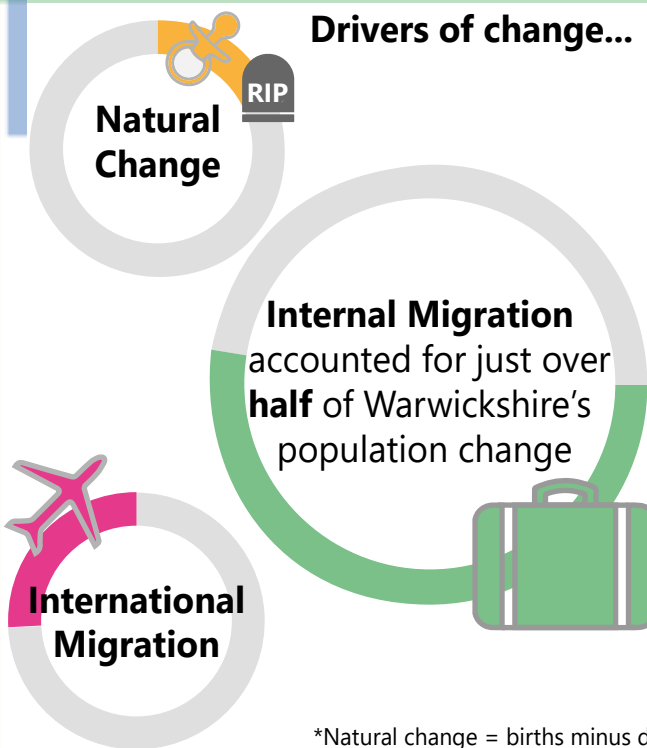
Previously, **Rugby** experienced the highest rate of population growth



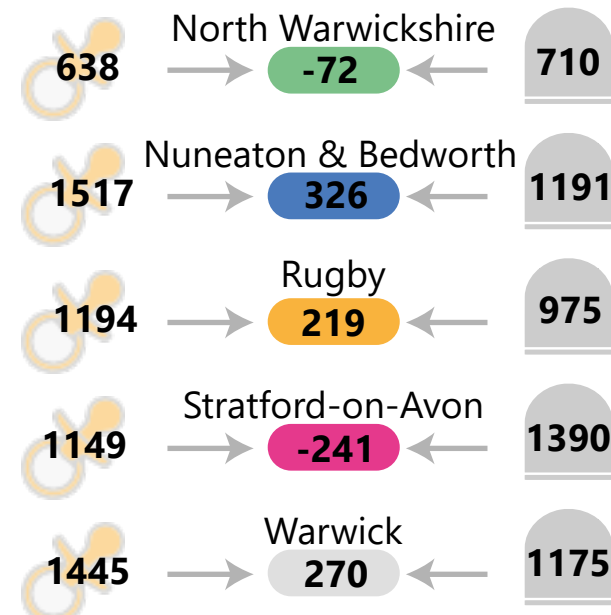
Around **40%** of Warwickshire residents are aged between **30-59** years old, whilst **1 in 4** residents are aged **60 years and over**



Drivers of change...



In **North Warwickshire Borough & Stratford-on-Avon District**, deaths exceeded births



*Natural change = births minus deaths

Summary

The revised mid-year estimates refer to the population on 30 June of the reference year and are published annually. They are the official set of population estimates for the UK and its constituent countries, the regions and counties of England, and local authorities and their equivalents.

These are the official revised population estimates for the UK as at 30 June 2017 and therefore reflect the size of the UK population a year on from the EU referendum (23 June 2016). They are based on the census and are updated annually to account for population change during the period from 1 July to 30 June.

Mid-year population estimates relate to the usually resident population. They account for long-term international migrants (people who change their country of usual residence for a period of 12 months or more) but do not account for short-term migrants (people who come to or leave the country for a period of less than 12 months).

The mid-year population estimates are used directly as a base for other secondary population statistics, such as population projections, population estimates of the very old and population estimates for small geographical areas.

The mid-year population estimates are an important input for a wide number of economic and social statistics. Main users include central and local government and the health sector, where they are used for planning and monitoring service delivery, resource allocation and managing the economy as well as being of interest to the general public.

Key Facts – United Kingdom

- The population of the United Kingdom at 30 June 2017 exceeded 66 million people (66,040,229), an increase of 392,175 people since mid-2016.
- The growth rate (0.6%) is the lowest since mid-2004.
- 41% of the population growth occurred from natural change (births minus deaths), 59% through net international migration and an increase of 2,700 people in the armed forces population based in the UK.
- Nearly 12 million UK residents were aged 65 years and over in mid-2017 (or 18.2% of the population), with the large 1947-born cohort now being aged 70 years.
- A decrease in net international migration in mid-2017 has affected the rate of population growth in some places more than others, with England's growth rate decreasing more than the other countries of the UK (to 0.64%), and London's rate nearly halving to 0.63%.
- The annual population growth varied across the UK – in England it was 0.9%, Wales 0.5%, Scotland 0.6% and Northern Ireland 0.6%.

Key Facts

Region	Population estimate mid-year 2017	Population estimate mid-year 2016	Population change (%)	Over 65 population (%)
United Kingdom	66,040,229	65,648,054	392,175 (0.6%)	11,989,322 (18.2%)
England	55,619,430	55,268,067	351,363 (0.6%)	10,030,511 (18.0%)
West Midlands	5,860,706	5,810,773	49,933 (0.9%)	1,075,756 (18.4%)
Warwickshire	564,562	558,991	5,571 (1.0%)	116,650 (20.7%)
North Warwickshire	64,069	63,193	876 (1.4%)	13,859 (21.6%)
Nuneaton & Bedworth	128,659	127,674	985 (0.8%)	24,477 (19.0%)
Rugby	106,350	105,291	1,059 (1.0%)	20,176 (19.0%)
Stratford-on-Avon	125,202	123,345	1,857 (1.5%)	31,750 (25.4%)
Warwick	140,282	139,488	794 (0.6%)	26,388 (18.8%)

A report produced by The Insight Service

If you have any questions or feedback, please do get in touch by emailing us at: insight@warwickshire.gov.uk

Source: <https://www.ons.gov.uk/peoplepopulationandcommunity/populationandmigration/populationestimates/bulletins/annualmidyearpopulationestimates/mid2017> (published 28 June 2018)