

Fuel Poverty in Warwickshire

A household is considered to be in fuel poverty if it has higher than typical energy costs and would be left with a disposable income below the poverty line if it spent the required money to meet those costs. Fuel poverty is different from general poverty: not all poor households are fuel poor, and some households that would not normally be considered poor, could be pushed into fuel poverty if they have high energy costs. Fuel poverty is therefore an overlapping problem of households having a low income and facing high energy costs.

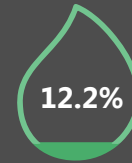


1 in 8 households in Warwickshire are living in fuel poverty...

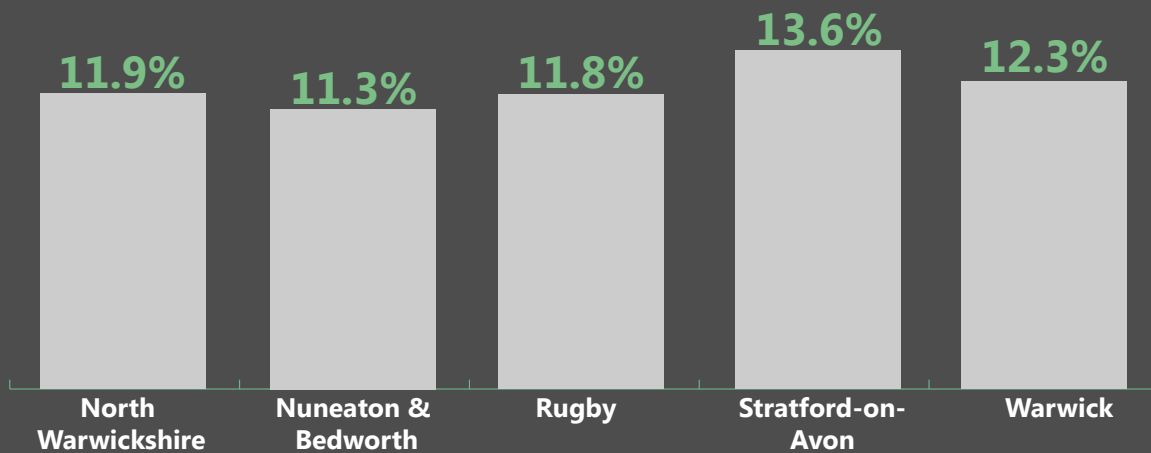
England



Warwickshire

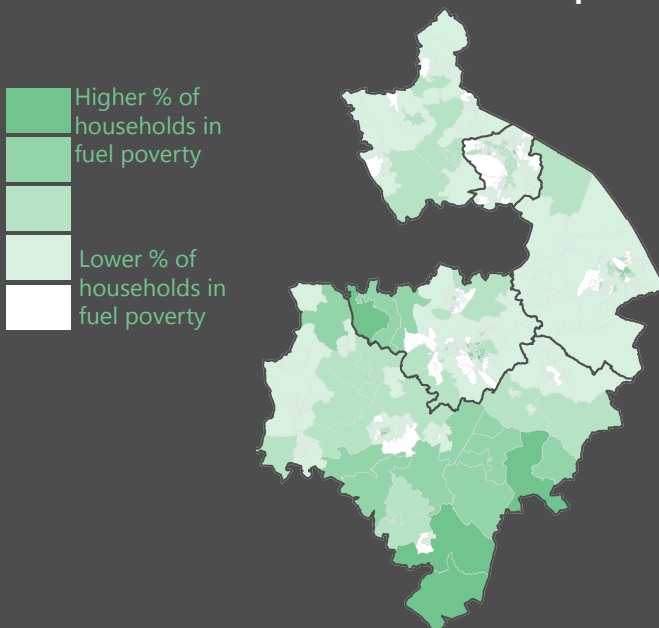


...this equates to 12.2% of Warwickshire households being fuel poor, a figure higher than the national average.

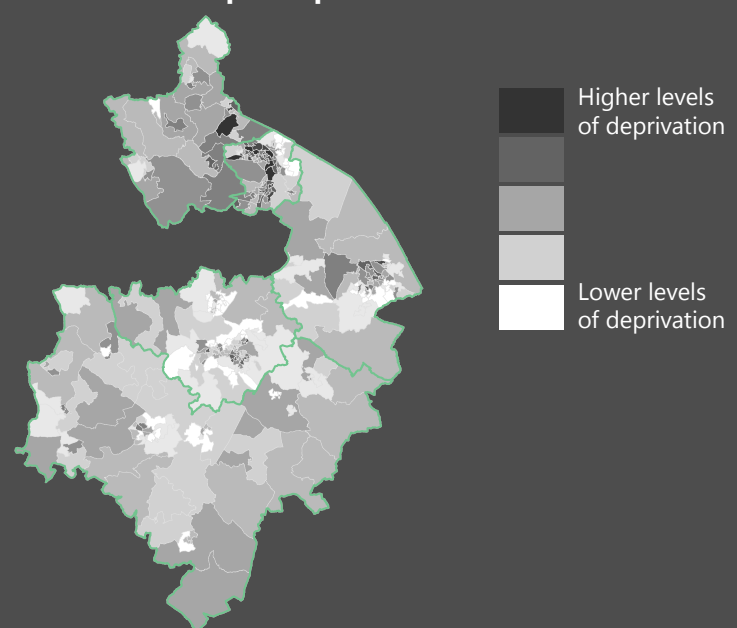


In each of the Warwickshire district and boroughs the proportion of households who are living in fuel poverty is higher than that seen nationally. At a county level fuel poverty is more prevalent in the south and most prominent in Stratford-on-Avon District with 13.6% of households being fuel poor.

% of households in fuel poverty



Indices of Multiple Deprivation



The maps above compare the relationship between fuel poverty and deprivation across Warwickshire. Within each district and borough the most deprived Lower Super Output Areas (LSOAs) appear to have the highest levels of fuel poverty; however at a county level we would expect there to be higher levels of fuel poverty in the north of the county as this is where levels of deprivation are highest.